

Reinforcement worksheet 1

- Pupils look at the pictures and read the speech bubbles, then match them by writing the correct number in each answer box.

Key: 1 I can play football, 2 I can't play basketball,
3 I can ride a bike, 4 I can play the guitar,
5 I can't swim, 6 I can play tennis.

- **Optional follow-up activity:** Pupils work in pairs, A and B. Pupils study the pictures for a minute. Pupil B puts his/her worksheet face down on the desk. Pupil A says the name of a character, e.g. *Maskman*. Pupil B has to remember what the character can/can't do and says *I can play the guitar*. Pupils A and B exchange roles.

Reinforcement worksheet 2

- Pupils look at the pictures and complete the sentences.
- Monitor and help pupils with spelling as necessary.

Key: My father can play football. He can't ride a horse.
My mother can play the guitar. She can't sing.
My brother can swim. He can't ride a bike.
My sister can play basketball. She can't play tennis.

- **Optional follow-up activity:** Pupils work in pairs, A and B. They think of a person in their family and write a sentence about him or her, e.g. *My mother can swim*. They show and read their sentence to their partner.
- Fast finishers can write additional sentences and draw pictures to illustrate them.

Extension worksheet 1

- Pupils look at the code. They complete the sentences by using the code. They draw a picture in box number 3 to illustrate the third sentence.

Key: 1 I can play the guitar, 2 I can't ride a bike,
3 Can you swim?

- **Optional pairwork activity:** Pupils work in pairs, A and B. They write three sentences using the code. They exchange their sentences, then decode them.

Extension worksheet 2

- Pupils cut out the pictures from the story and place them in order.
- Pupils listen to the story (Track 17) and check their work. Then they number the pictures 1–6.

Key: 2, 3,
1, 5,
6, 4.

- **Optional follow-up activity:** Pupils make a zig-zag book. They fold a piece of A4 card in half lengthwise, then fold it again into three sections. They stick the pictures on each side in order.
- You may like to prepare a model in advance to show pupils the finished book.


Song worksheet

- Pupils listen to the song (Track 18). They complete the song by choosing and copying the correct words. Then they draw in the missing details in the pictures.

Key: bike, tennis, basketball, swim, football, guitar.


- **Optional follow-up activity:** Pupils work in pairs, A and B. Pupil A mimes doing a sport. Pupil B names the sport. Pupils A and B exchange roles.

Reinforcement worksheet 1




Look, read and match.

1



I can ride a bike.

2



I can play football.

 1

3



I can't swim.

4




I can play tennis.

5




I can play the guitar.

6




I can't play basketball.

Reinforcement worksheet 2



Look and write.



My father can play football .
He can't ride a horse .

My mother can the
..... She can't

My brother can
He can't a

My sister can
She can't

Unit 9

Extension worksheet 1



Look, write and draw.

a	b	c	d	e	f	g	h	i	j	k	l	m

n	o	p	q	r	s	t	u	v	w	x	y	z

1



_ / _ c _ a _ n / _ _ _ _ /

 _ _ _ / _ _ _ _ _ .

2



_ / _ _ _ ' _ /

 _ _ _ _ / _ / _ _ _ _ .

3



_ _ _ / _ _ _ /

 _ _ _ _ ?

Extension worksheet 2



Cut and order. Listen.



Unit
9

Song worksheet



Listen, write and draw. Sing.

football	basketball
tennis	guitar
bike	swim



Do the Maskman song,
Do the Maskman song,
Let's all do the Maskman song ...
Ride a bike .
Play _____ , _____ .
Play, play, play.

Do the Maskman song,
Do the Maskman song,
Let's all do the Maskman song ...
Now let's _____ .
Play _____ , the _____ .
Play, play, play.

Do the Maskman song,
Do the Maskman song,
Let's all do the Maskman song ...