

Reinforcement worksheet 1

- Pupils complete each picture, then label them by copying the correct word from the word pool.

Key: 1 cake, 2 banana, 3 burger, 4 apple, 5 chocolate, 6 ice cream.

- **Optional follow-up activity:** Pupils work in pairs, A and B. They both make a word puzzle. They choose three food words and write them in pencil on a piece of paper. In each word they erase two or three letters and replace them with a small line, e.g. c _ k _ . They exchange papers and solve their partner's word puzzles.
- Fast finishers can be encouraged to try this activity to revise other vocabulary sets.

Reinforcement worksheet 2

- Pupils look at the pictures and complete the speech bubbles by writing the correct word(s), *like/don't like*. They match each speech bubble to the correct food by drawing a line.

Key: 1 I don't like chocolate, 2 I like bananas, 3 I like ice cream, 4 I don't like apples, 5 I like cake, 6 I don't like burgers.

- **Optional follow-up activity:** Pupils work in pairs, A and B. Pupil A chooses a food item and asks Pupil B a question, e.g. *Do you like ice cream?* Pupil B points to the item on the worksheet and answers *Yes!* or *No!* Pupils A and B exchange roles.

Extension worksheet 1

- Pupils look at the food items and work out the next item in each sequence. They draw the item and label it.

Key: 1 cake, 2 chocolate, 3 apple, 4 banana, 5 burger, 6 ice cream.

- **Optional follow-up activity:** Pupils turn over their worksheet and make their own sequences with the food words. They give them to their partner to complete.

Extension worksheet 2

- Pupils cut out the pieces of the jigsaw, try to remember the story, and put the jigsaw together so that the story is in order.
- Pupils listen to the story (Track 23) and check their work.

Key: See Pupil's Book, page 89.

- **Optional follow-up activity:** Pupils stick the jigsaw pictures in order onto coloured card, or into their notebooks.


Song worksheet

- Pupils listen to the song (Track 24) and draw the food words. Then they listen and write the words from the word pool in the correct place.

Key: 1 bananas, 2 fish, 3 ice cream, 4 apples, 5 chocolate, 6 burgers.


- **Optional follow-up activity:** Pupils work in pairs, A and B. They write some more verses for the song using other food items that they know, e.g. *cake* and *oranges*. Personalise the activity by asking pupils to tell you what their favourite food is in LI if necessary. Translate the new words. The class sings the song again with the new verses.

Reinforcement worksheet 1

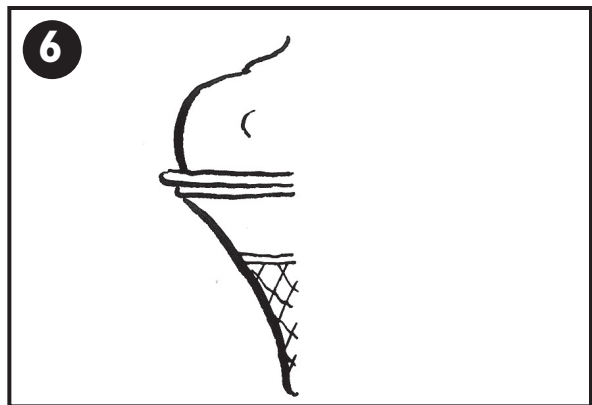

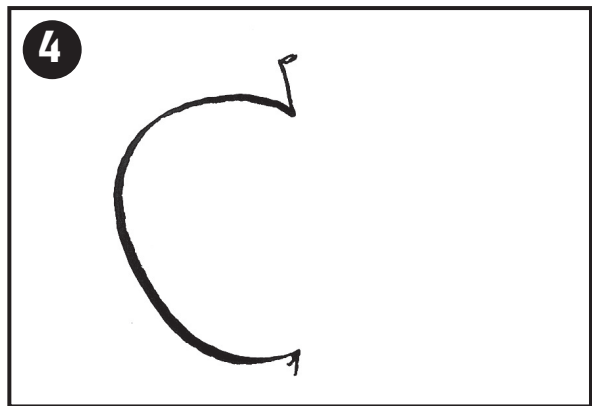
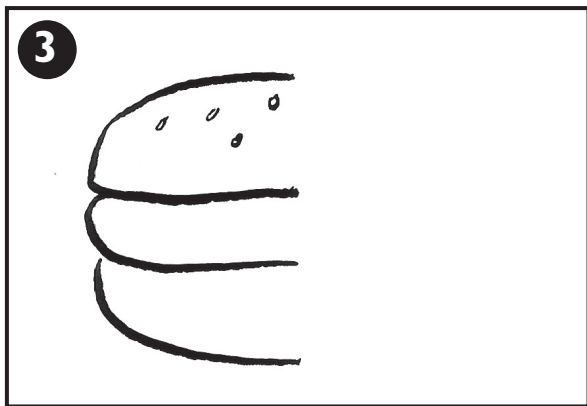
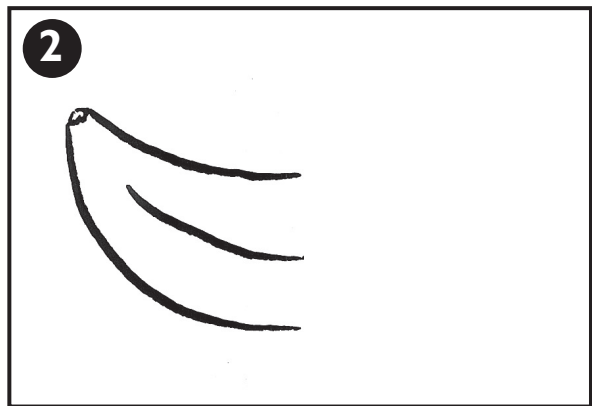


Draw and write.


burger chocolate ice cream banana ~~cake~~ apple



cake




Reinforcement worksheet 2



Look, write and match.

1



I don't like chocolate.

2



I like bananas.

3



I ice cream.

4



I apples.

5







I cake.

6



I burgers.



Extension worksheet 1



Look, complete and write.

1




cake

2



3




4



5



6



Extension worksheet 2



Cut and order. Listen.



Unit
12

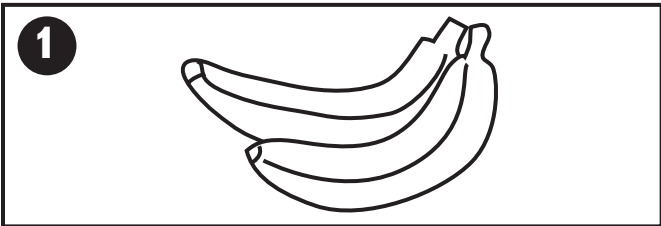
Song worksheet



Listen and draw.

Listen and write. Sing.

burgers fish apples ~~bananas~~ ice cream chocolate




Do you like bananas ?
Yes, yes, yes.

Do you like ?
Yes, yes, yes.



Do you like ?
Yes, yes, yes.

Do you like ?
Yes, yes, yes.



Do you like ?
Yes, yes, yes.

Do you like ?
No, no, no.

