

8

Teacher's notes

Reinforcement worksheet 1

- Pupils read the sentences and match them to the correct picture.

Key: 1 There is a café next to the park. 2 There is a hospital between the shop and the café. 3 There is a flat behind the park. 4 There is a park in front of the hospital. 5 There is a shop between the hospital and the café. 6 There is a street in front of the hospital and the flat. 7 There is a shop next to the flat. 8 There is a street behind the park.

- **Optional follow-up activity:** Pupils prepare four similar sentences. Pupils work in pairs, A and B. Pupil A reads his/her first sentence aloud. Pupil B draws a picture accordingly. Pupils A and B compare the picture with the sentence to check that they match. Pupils exchange roles. They continue until they have pictures to match all of their sentences.

Reinforcement worksheet 2

- Pupils look at the chart and cross out the letters which appear more than once. They write the remaining letters on the dashes and then unjumble them to discover the hidden word.

Key: flat, café.

- **Optional follow-up activity:** Pupils prepare a similar puzzle. First they write the word they have chosen, then they fill in the remaining squares with other letters repeated once or twice. Pupils swap and complete the puzzles.

Extension worksheet 1

- Pupils look at the picture and use the words in the word pool to fill in the gaps in the text.

Key: 1 shoes, 2 pineapples, 3 dog, cat, 4 table, chair, 5 ball, 6 car, bus.

- **Optional follow-up activity:** Pupils work in pairs. They turn over their worksheets and ask and answer questions about the city from memory, e.g. *Where's the car? It's behind the bus.*

Extension worksheet 2

- Pupils use the shape code to help them complete the sentences. They then check their answers either by listening (Track 15) or by comparing with the text in the Pupil's Book. Discuss with the class which alternative answers are valid and which are not.

Key: 1 behind, behind, 2 's, dog, 3 coming, 4 Look, cat, 5 isn't, 6 Look, dog, 's.

- **Optional follow-up activity:** Pupils cut out the characters and sentences and stick them in their notebooks according to who says what in the story. Pupils work in groups. They each choose a character and act out the story. Pupils exchange roles.


Song worksheet

- Pupils listen to the song (Track 16) and point to the correct picture. They then listen again and number the lyrics.

Key: See Pupil's Book, page 57.

- **Optional follow-up activity:** Pupils work in groups and play *Chinese whispers*. They stand in a line or sit in a circle. One pupil whispers a line of the song to the pupil next to him/her. He/she then whispers it to the next person, etc. The last pupil in the group says the line aloud. This line is compared with the original and pupils give each other a high five if they've got it right. They can then reorganise the group to play again. If you wish to make the game competitive, two teams can play against each other.

Reinforcement worksheet 1



Read and match.




There is a street in front of the hospital and the flat.



There is a shop next to the flat.



There is a shop between the hospital and the café.



There is a hospital between the shop and the café.




There is a flat behind the park.




There is a street behind the park.



There is a café next to the park.



There is a park in front of the hospital.



Find and write.

Example

e	l	m	b	j	g	n	k	h
i	p	d	s	e	q	o	t	r
a	m	q	h	n	e	p	i	e
o	g	b	j	f	k	d	r	s

The letters are l t a f. The hidden object is f l a t.

Now it's your turn.

i	l	a	n	j	b	o	g	h
é	o	j	d	l	m	k	q	p
h	g	m	r	p	c	s	t	f
d	q	b	k	s	r	n	t	i

The letters are . The hidden object is .


Now choose another place/object and prepare a puzzle for your friend.

Choose from: park shop hospital car bus

Extension worksheet 1



Find and write.

chair dog car table ~~shoes~~ bus cat ball pineapples

- 1 The shoes are in the shoe shop.
- 2 The are in front of the fruit and vegetable shop.
- 3 The and are in the pet shop.
- 4 The and are in front of the café.
- 5 The is in the park.
- 6 The is behind the

Extension worksheet 2



Write and stick.

● 's Look coming Look 's isn't

■ cat dog dog

▲ ~~behind~~ behind

1 Aaagh! Look ▲ behind you. It's ▲ you!



2 Oh, no. ● It 'Dogzilla', the monster ■ .

3 I'm ● children.

4 Aaagh! Monty! ● behind you.
There's a ■ . It's 'Catzilla'!

5 ● It funny!

6 ● ! There's a ■ . ● It
behind you.






Listen and write. Sing.



Put a pencil behind your head ...



And now, now, sit down.



Put a book under your chair ...


Put a pencil between the books ...



Put two books on the table ...

 1


Put them all back on the table,



Put a pencil behind your ear ...



Put a book in front of your nose ...



Put two books on your head ...

