

9

Teacher's notes

Reinforcement worksheet 1

- Pupils use the pictures to help them follow the letter trail in the word maze from *in* to *out*. Pupils then write the words below the pictures.

Key: 1 handbag, 2 hat, 3 glasses, 4 dress, 5 shirt, 6 jeans.

- **Optional follow-up activity:** Pupils take it in turns to name each letter as they move through the maze.

Reinforcement worksheet 2

- Pupils look at the first picture of the clothes on the washing line. In each of the following pictures, one item of clothing is missing. Pupils identify the missing item, then look at the pictures of the characters and complete the sentence with the name and the item of clothing. They then complete the three sentences below.

Key: 1 Monty, shirt, 2 Trevor, dress, 3 Maskman, jeans, 4 Marie, socks, 5 Marie, hat.

- **Optional follow-up activity:** Pupils work in groups of three. Pupil A names an item of clothing. Pupil B says the sentence from the worksheet with the name of the character wearing that item. Pupil C repeats the sentence, but adds the name of a pupil in the class who is also wearing this item of clothing. Play continues until someone repeats a pupil's name or cannot go on. Play recommences with a different item of clothing.

Extension worksheet 1

- Pupils use the visual clues to do the crossword. They then answer the questions using *Yes, I have* or *No, I haven't*.

Key:

Across: 1 handbag, 3 glasses, 5 shirt, 6 socks, 8 jeans.

Down: 2 dress, 4 skirt, 5 shoes, 7 hat, 8 jacket.

- **Optional follow-up activity:** Pupils work in pairs. Each pair prepares five questions of their own and uses these to conduct a class survey. They can then prepare a bar chart to illustrate their findings and stick them on the wall / notice board for the class to see.

Extension worksheet 2

- This can be done as a listening exercise (Track 17) or a reading exercise. Pupils read each of the speech bubbles and decide which scene they belong to. They write the scene number in the small accompanying box.

Key: 2, 3, 4, 1, 6, 5.

- **Optional follow-up activity:** Pupils work in groups. They take it in turns to read one of the speech bubbles. The first person to say the next line of the dialogue in the story has the next go.


Song worksheet

- Pupils listen to the song (Track 18) and identify the pictograms. They then write each missing word on the dotted line.

Key: See Pupil's Book, page 67.

- **Optional follow-up activity:** Pupils write a short text about themselves using five pictograms. They should use *have got* and *haven't got*. Pupils work in pairs, A and B. They swap texts. Pupil A reads Pupil B's text and vice versa. To do so, they will need to interpret the pictograms.

Reinforcement worksheet 1



Look, follow and write.

1



2



3



4



5



6




handbag

In →



| | | | | | | | | | | | |
|---|---|---|---|---|---|---|---|---|---|---|---|
| h | a | h | i | s | t | x | s | a | k | w | j |
| w | r | e | n | f | z | q | r | g | i | p | t |
| f | d | l | q | i | o | b | m | s | u | k | y |
| h | b | p | a | s | s | s | o | u | s | n | q |
| q | a | s | d | e | a | h | i | p | w | d | k |
| z | g | u | o | r | d | s | r | t | h | i | s |
| i | h | a | v | s | e | g | q | j | e | p | z |
| b | w | t | h | s | f | y | l | u | a | n | s |
| u | x | g | l | a | k | i | p | y | a | c | w |
| e | g | y | s | v | m | l | a | h | p | z | d |

→ Out


Reinforcement worksheet 2




Look and write.




1 Monty is wearing a shirt




2 is wearing a



3 is wearing



4 is wearing



5 is wearing a



What are your friends wearing?

1 is wearing

2

3

Extension worksheet 1



Think and write.

Across



1

2

3

4

5

6

7

8

Down



- 1 Have you got blue jeans?
- 2 Have you got a red shirt?
- 3 Have you got black shoes?
- 4 Have you got green socks?
- 5 Have you got glasses?

Extension worksheet 2








Read and match.

Trevor! What are you wearing?

I can swim and fly, but I can't sing or dance. I'm ... Masktroll!

Look at Maskman!



Yes, I am. I'm Marie Mouse.

You're ... Trollman!

Maskman! Are you eating a pencil?

Song worksheet



Listen and write. Sing.

I've got a big  garden,...

I've got a black 

I've got a big 

And a big blue 

I've got a good friend,

I've got black 

A small toy 

I'm the Maskman star,

I've got you, Monty. I've got you.

And I've got you, Monty. I've got you.

Oh, 

Oh, 

I haven't got Superhero clothes.

I've got purple 

And a big green 

And I've got you, Monty. I've got you.

Oh, 

I've got you, Monty. I've got you.