

Reinforcement worksheet 1

- Pupils look at the picture and count how many children are doing each sport/activity. They then answer the questions using complete sentences.

Key: 1 Three children are painting. 2 Four children are playing badminton. 3 Eleven children are playing hockey. 4 Six children are playing table tennis. 5 Seven children are playing baseball. 6 Twelve children are playing basketball. 7 Five children are playing football.

- **Optional follow-up activity:** Pupils work in groups. One member of the group is the caller and another the judge. The caller tells the rest of the group to act out one of the actions from the worksheet, e.g. *play table tennis*. All pupils mime the activity and the judge awards a point to the best mime. The caller and judge change for the next round. The winner is the pupil with the most points.

Reinforcement worksheet 2

- Tell pupils that the words are the characters' hobbies. As they read each word, pupils find the correct picture in the chart and colour in a square. When all the information has been recorded, pupils name the favourite hobby.

Key: basketball.

- **Optional follow-up activity:** Ask pupils to copy the chart into their notebooks. Pupils work in groups. They take it in turns to ask e.g. *Do you like playing baseball?* All pupils answer and record the group's answers in their chart. The next pupil asks the next question. Once the bar chart has been completed, pupils tell the class which is the most popular hobby in their group.

Extension worksheet 1

- Pupils look at the words in the word pool and copy them into the corresponding column of the table depending on the structure needed to name the sport/hobby.

Key: **Play** badminton, basketball, baseball, hockey, football, table tennis. **Play the** guitar, piano. **Take a** photo. **Ride a** bike, horse. **Go** fishing, swimming.

- **Optional follow-up activity:** Ask pupils which symbol they can see (the Olympic rings). Ask them if they know why there are five rings (the five continents) and ask them to find out which colour each ring is and to colour them accordingly (from top to bottom and left to right: blue, black, red, yellow and green).

Extension worksheet 2


- This can be done as a listening exercise (Track 19) or a reading exercise. Pupils match the scenes from the story with the missing text.

Key: 2, 4, 5, 6, 3, 1.


- **Optional follow-up activity:** Pupils work in pairs and play *Pelmanism*. They cut out the cards and join the two packs. They then place the cards face down on the desk and turn over two cards at a time. If the cards show a scene and the missing text, they form a pair. When a pupil finds a pair, he/she reads the text and then has another go. When the cards do not form a pair he/she puts the cards face down on the desk once more. The winner is the pupil with the most pairs at the end of the game.

Song worksheet

- Make sure pupils can identify the pictures and associate them with a sport, hobby or other action. Pupils listen to the song (Track 20) and draw lines between the lyrics and the corresponding picture. When they have finished, they write *So do I.* or *I don't.* next to each line and draw the corresponding mouth on each face.
- **Optional follow-up activity:** Give pupils a set amount of time to find as many pupils as possible who share their loves, likes and dislikes.



Count and write.



How many children are painting?

1 *Three children are painting.*

How many children are playing badminton?

2

How many children are playing hockey?

3

How many children are playing table tennis?

4

How many children are playing baseball?

5


How many children are playing basketball?

6

How many children are playing football?

7

Reinforcement worksheet 2



Find and colour.

<p>badminton swimming table tennis singing TV hockey Jill</p>	<p>photos painting table tennis hockey fishing basketball Sam</p>
<p>badminton singing basketball baseball horses swimming Tom</p>	<p>basketball bikes football baseball reading horses Nick</p>
<p>photos basketball badminton reading football fishing Anna</p>	<p>football basketball singing baseball swimming painting May</p>



Unit
10


Extension worksheet 1



Think and match.

~~badminton~~ fishing photo bike guitar basketball horse
baseball swimming piano hockey football table tennis

Play ...	Play the ...	Take a ...	Ride a ...	Go ...
badminton				



Extension worksheet 2



Match and play.

<p>1</p>	<p>Number 18 is kicking the ball. Now number 15 is hitting the ball with his head.</p> <input type="checkbox"/>
<p>2</p>	<p>Now number 15 is running with the ball ...</p> <input type="checkbox"/>
<p>3</p>	<p>Trevor! Are you eating the ball?</p> <p>No, I'm not.</p> <input type="checkbox"/>
<p>4</p>	<p>Come and play football with us, Marie!</p> <p>Oh no, boys! I love reading about soccer, but I don't like playing it.</p> <input type="checkbox"/>
<p>5</p>	<p>Ouch! My hands!</p> <p>No, Maskman! You can't touch the ball with you hands!</p> <input type="checkbox"/>
<p>6</p>	<p>What a great game of soccer! Yes! What a great goal!</p> <input type="checkbox"/> <p>1</p>

Unit 10

Song worksheet



Match and write. Sing.

1



2



3



4



I love fishing,
I love flying kites,
I like taking photos,
I like riding bikes.
I love fishing!



..... I don't.



..... So do I.



.....




.....



.....


5



6



7



I love swimming,
Playing hockey too,
And I love painting,
With the colour blue.
I love swimming!



.....



.....



.....



.....

8



9



11



I don't like driving,
Or flying in a plane,
I don't like cleaning shoes,
I don't like running for
a train!



.....



.....



.....



.....

12



13



14



15



I don't like cooking,
Or playing the guitar,
I don't like badminton,
Or cleaning my dad's car.
I don't like it!



.....



.....



.....



.....



.....