

Reinforcement worksheet 1

- Pupils unjumble the words.

Key: 1 sea, 2 mountain, 3 beach, 4 sun, 5 shell, 6 sand.

- **Optional follow-up activity:** Pupils work in pairs, A and B. Pupil A names one of the holiday words on the spinner. Pupil B spins the spinner. If it lands on the word Pupil A has chosen, he/she gets a point. Pupils then swap roles. After a set amount of time, stop the activity and check who has the most points.

Reinforcement worksheet 2

- Pupils look at the pictures and write the holiday vocabulary in the crossword. They then write a sentence about where they want to go on holiday.

Key:

Across: 1 shell, 5 bag, 6 mountain, 7 sun, 8 sea.

Down: 2 hat, 3 lemonade, 4 sand, 5 beach.

- **Optional follow-up activity:** Pupils work in groups. The bigger the group, the more challenging the activity. Pupil A asks Pupil B *Where do you want to go on holiday?* Pupil B answers, e.g. *Let's go to the mountains* or *Let's go to the beach*, and then asks Pupil C, etc. When everyone has answered, Pupil A has to remember where everyone chose to go. He/she says, e.g. *Juan wants to go to the mountains, Ana wants to go ...* If he/she cannot remember, the next pupil continues to recall the destinations.

Extension worksheet 1

- Pupils look at the three pictures in the box at the top of the page and write the words on the dashes, putting one letter on each dash. They then use those same letters to fill in the gaps in the second part of the exercise. Remind them to cross out each letter within the box as it is used to complete a word. Finally, they write the words in the correct column in the table.

Key: Noun: sea, house, sand, photo, beach, lemonade, bag, city, sunhat, holiday.

Action word: sleep, play, walk, drink, write, swim.

- **Optional follow-up activity:** Pupils work in groups. Pupil A draws a picture of one of the words in the exercise. The first pupil to guess what is being drawn gets a point and the next go. The pupil with the most points at the end is the winner.

Extension worksheet 2

- Pupils use the shape code to help them complete the sentences. They then check their answers by listening (Track 23) or by comparing with the text in the Pupil's Book. Discuss with the class which alternative answers are valid and which are not.

Key: I 've, postcard, 2 beach, beautiful, sleeping, drinking, 3 want, Maskman, 4 dress, shoes, 5 'm, holiday, lemonade, 6 ls.


- **Optional follow-up activity:** Pupils cut out the characters and sentences and stick them in their notebooks according to who says what in the story. Pupils work in groups. They each choose a character and act out the story. Pupils exchange roles.

Song worksheet

- Pupils read the words on the faces of the dice. They then listen to the song and circle the missing words in the word pools. Pupils listen again and write the missing words in the gaps on the dice.

Key: See Pupil's Book, page 85.

- **Optional follow-up activity:** Pupils cut out and make the dice by folding and sticking. This is best achieved by photocopying directly onto card or sticking the photocopy to card to make it more sturdy. Pupils then work in pairs. On the word *Go!* both pupils start to throw their dice. When they throw the same number between 1 and 5, they sing the corresponding lyric.



Look and write.

e s a

o t i a n u n m

c b h e a

1 s e a

2 _____

3 _____

n u s



h l e l s

d a n s

4 _____

5 _____

6 _____



Unit 12

Extension worksheet 1



Think and write.



_ s ea

sa _ d

b _ ach

c _ ty

ho _ se

p _ oto

lemo _ ade

s _ nhat

_ leep

wa _ k

wri _ e

h _ liday

p _ ay

dri _ k

b _ g

swi _

Noun	Action
<ul style="list-style-type: none"> • sea • • • • • • • • • 	<ul style="list-style-type: none"> • • • • • •

Unit 12


Extension worksheet 2



Write and stick.

- drinking ~~ve~~ sleeping Is want 'm
- beach dress postcard Maskman lemonade shoes holiday
- ▲ happy beautiful

- 1 Look, ● I 've got a ■ from Maskman.
- 2 Listen. 'Hello. I'm at the ■ It's ▲
I love ● in the sun and ● lemonade.'
- 3 I ● to go to 'Star Beach' and see ■
- 4 Hmm ... I want my new ■ , my new ■
... and my new sunhat and sunglasses.
- 5 ● I on ■ Can you get me
some ■ , please, Metal mouth?
- 6 Maskman! ● this 'Star Beach'?



Unit
12

Song worksheet



Listen and write. Sing.

getting ~~writing~~
walking reading
swimming

sea shells song
sun sand

Mum's
in the
At the beach ...

Dad's
on the
At the beach ...

I'm writing a
new
At the beach ...

Simon's
in the
At the beach ...

Suzy's
lots of
At the beach ...