

5

Teacher's notes

Reinforcement worksheet 1

- Pupils follow the letter trail in the word maze from *In* to *Out*. They write the words in the patients' answers. They then copy each of the remaining letters (in order from left to right and top to bottom) onto the dashes to find the doctor's question.

Key: What's the matter? 1 temperature, 2 headache, 3 toothache, 4 stomach-ache, 5 earache, 6 backache.

- **Optional follow-up activity:** Pupils draw an empty grid in their notebooks to prepare a similar puzzle for a friend, using the words 'cough' and 'cold' and two words from the trail above.

Reinforcement worksheet 2

- Pupils cut out the two spinners, mount them on card and push pencils through the centres. They spin spinner one to write the *don't* sentence and spinner two to write the *mustn't* sentence. They then tick the sentences if the combination makes sense and cross them if they don't.
- **Optional follow-up activity:** Pupils work in pairs, A and B. They take it in turns to spin the *mustn't* spinner, then they both spin the *don't* spinner. They get a point if the two sentences go together. The winner is the player with the most points.

Extension worksheet 1

- Pupils use the information from the chart to complete the dialogues.
- **Optional follow-up activity:** Pupils work in pairs, A and B. Each pupil thinks up a new combination of ailments. Pupil A is the doctor and B the patient, and then they swap roles.

Extension worksheet 2

- This can be done as a listening exercise (Track 12) or a reading exercise. Pupils look at the comic strip on page 51 of the Pupil's Book and use the information to solve the crossword.

Key: See Pupil's Book, page 51.

- **Optional follow-up activity:** Pupils think of one more word to add to the crossword and write the clue for their partner to solve.

Song worksheet

- Pupils listen to the song (Track 13) twice and decide which group of song lines goes where. The first time they listen, they write the letter and the second time they check their answers. They then copy the lyrics onto the lines in the correct order.

Key: See Pupil's Book, page 53.

- **Optional follow-up activity:** Pupils work in groups. They take it in turns to sing/say one of the pairs of lines. The first person to sing/say the following pair has the next go.

Topic worksheet

- Pupils count how many times in a minute they can do the actions. They write their answers in the chart.
- **Optional follow-up activity:** Pupils mingle asking *How many times in a minute can you ... ?* They write the answers in the chart and compare scores.

Reinforcement worksheet 1

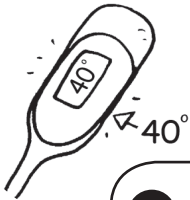
Look, follow and write.

In →

t	w	h	t	o	a	t	a	r	a
e	'	s	e	o			e		c
m	p	c	h	t	h		e	e	h
	e	a			a		h	b	
a	r	d	t	h	c	a	c	a	c
t	e	a	h	e	e	-			k
u	h			s	t	h		c	a
r	e	m	a		o	c		h	e
			t	t	m	a	e	r	?

→ Out





1 I've got a temperature.



2 I've got a



3 I've got a



4 I've got a



5 I've got an



6 I've got a

Unit 5

Reinforcement worksheet 2

Play and write.


- | | | |
|----|----------------------------------|-------------------------------------|
| 1 | We mustn't run. - Don't run. | <input checked="" type="checkbox"/> |
| 2 | We mustn't get up. - Don't sing. | <input checked="" type="checkbox"/> |
| 3 | | <input type="checkbox"/> |
| 4 | | <input type="checkbox"/> |
| 5 | | <input type="checkbox"/> |
| 6 | | <input type="checkbox"/> |
| 7 | | <input type="checkbox"/> |
| 8 | | <input type="checkbox"/> |
| 9 | | <input type="checkbox"/> |
| 10 | | <input type="checkbox"/> |

1





2

Unit 5

Extension worksheet 1



★ Read, think and write.

	cough	cold	temperature	earache	stomach-ache	headache
Fred 		✓	✓	✓		✓
Sue 	✓	✓				✓
Alex 			✓		✓	✓
Lucy 	✓	✓	✓	✓		

Example

Doctor: Hello. What's the matter?

Fred: I'm sick. I've got a cold and a headache.

Doctor: Have you got a temperature?

Fred: Yes, and I've got an earache.

Doctor: Take this with every meal.

Fred: Thank you. Goodbye.

Doctor: Goodbye.

Doctor: Hello. What's the matter?

Sue: I've got a cough and a

Doctor: Have you got a ?

Sue: No, but I've got a

Doctor: Take this with every meal.

Sue: Thank you. Goodbye.

Doctor: Goodbye.

Doctor: Hello.

..... ?

Alex: I've got a

Doctor: Have you got a ?

Alex: Yes, and I've got a

Doctor: this with every

.....

Alex: Thank you.

Doctor: Goodbye.

Doctor:

.....

Lucy:

.....

Doctor:

Lucy:

.....


Doctor:

.....

Lucy:

Doctor:

12 Think and write.



Across →

- 1 In picture 2, Miss Rich says, 'This is my painting.'
- 2 This word in picture 6 rhymes with 'blue'.
- 3 What's the matter with Key in picture 6? He's got a -

Down ↓

- 4 In picture 4, Key says, 'I can't
- 5 In picture 5, how many cakes are on the plate?
- 6 This cake is made from a vegetable.
- 7 Miss Rich has a painting called 'The
- 8 Which cake does Lock take in picture 4?

Unit 5

Song worksheet



13 Listen and do. Sing.



a Dance, dance, dance.
Hop, skip and jump.
Come on you know it's fun.

b Move, move, move.....
To be fit and well.....
Come on move your body.....



b Move, move, move.
To be fit and well.
Come on move your body ...

.....
.....
.....



c Dance, dance, dance.
Don't stop until you drop.
Come on you know it's fun.

.....
.....
.....



d Move, move, move.
Move your body.

.....
.....
.....



e Let's have a good time.
Run, swim and climb.

.....
.....
.....



f Move, move, move.
Move your body.

.....
.....
.....



g Move, move, move.
To be fit and well.
Come on move your body ...

.....
.....
.....



h Move, move, move.
Move your body.

.....
.....
.....




i Let's have a good time.
Run, swim and climb.

.....
.....
.....

Unit 5

Topic worksheet



Do and write.

There are 60 seconds in one minute.

How many times in a minute can you ...



stand up and sit down?



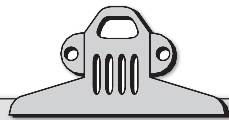
jump?



hop?



write 'Hello'?



Name	Stand up and sit down	Jump	Hop	Write 'Hello'