



Teacher's notes

Reinforcement worksheet 1

- Pupils look at the pictures and use the information to complete the sentences. They then affix a photo or draw themselves on holiday somewhere and complete the text about themselves.

Key: 1 sunny, T-shirt, shorts, hat, ice cream, 2 mountains, cold, snowing, coat, scarf, boots, bear, 3 countryside, wet, sunny, jacket, trousers, boots, rainbow.

- **Optional follow-up activity:** Pupils cut out the text they have written and place their personal pictures on the table. They take it in turns to read their text and the rest have to work out which photo/picture is being described. The bigger the group, the more challenging this is.

Reinforcement worksheet 2

- Pupils use the information in the calendar to complete the sentences about where the characters were on each day of the week. They then look at the picture, find what day of the week it is (Friday) and look for the three characters to see who is lying. Explain *telling the truth*.

Key: Peter isn't telling the truth.

- **Optional follow-up activity:** Pupils choose a different day of the week and draw two of the characters doing what they said they were doing and the third doing something different. They swap pictures to work out who isn't telling the truth. To make this easier, pupils can decide on a colour for each character and draw stick figures.

Extension worksheet 1

- Pupils cut out the two spinners, mount them on card and push pencils through the centres. They spin spinner one to write the weather sentence and spinner two to write the clothes sentence. They will have to decide between *was* and *were*. They then put an exclamation mark (!) if the combination doesn't make sense and a tick (✓) if it does. The combination *hot* and *coat* doesn't make sense but *snowing* and *scarf* works well.
- **Optional follow-up activity:** Pupils work in pairs, A and B. They take it in turns to spin the weather spinner then they both spin the clothes spinner. They get a point if the sentences from the two spinners go together. The winner is the player with the most points.

Extension worksheet 2

- This can be done as a listening exercise (Track 18) or a reading exercise. Pupils look at the comic strip on page 77 of the Pupil's Book and use the information to solve the crossword.

Key: See Pupil's Book, page 77.

- **Optional follow-up activity:** Pupils think of one more word to add to the crossword and write the clue for their partner to solve.

Song worksheet

- Pupils listen to the song (Track 19) and replace the rhyming words in capital letters with the correct words. They then write the rhyming pairs in the table.

Key: See Pupil's Book, page 75.


- **Optional follow-up activity:** In their notebooks, pupils write as many more rhyming words as they can.

Topic worksheet

- Pre-teach words you think the pupils may find difficult. Pupils read the text and answer the questions. They colour in the frame of the harp and then sew over the strings. (NB. Photocopy this worksheet onto card. You will also need to provide needles, thread and scissors.) To begin with, pupils should mark all the holes with a needle and then push the thread through from the back so that the loose ends are not seen.
- **Optional follow-up activity:** Pupils discover which other regions have Celtic music. If possible, play a piece of Celtic music for pupils to listen to. Ask them what instruments they can hear.

Reinforcement worksheet 1

Look, think and write.



1 This is me on holiday by the sea. It's brilliant! It's hot and s u n n y. I'm wearing a T-s h i r t, s_____ and a h____. I'm eating an i_____.



2 This is me on holiday in the m_____. It's c_____ and it's s_____. I'm wearing a c____, a s_____ and b_____. I can see a b_____.



3 This is me on holiday in the c_____. It's w_____ and s_____. I'm wearing a j_____, t_____ and b_____. I can see a r_____.

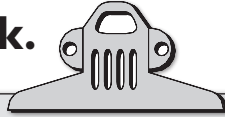




This is me on holiday

 It's
 I'm wearing
 I

Reinforcement worksheet 2

Think, write and look.



	Monday 11th	Tuesday 12th	Wednesday 13th	Thursday 14th	Friday 15th
Peter 	at the hospital (all day)	at school (all day)	in the countryside (all day)	at the café (at lunchtime)	at the sports centre (7 o'clock)
Jane and Tom 	at the supermarket (in the morning)	in the park (at lunchtime)	at the farm (all day)	at the beach (all afternoon)	at the sports centre (7 o'clock)

Vicky: Where were you?

Peter: On Monday, I was at the hospital all day.

On Tuesday, I was at school all day.

On Wednesday, I was

On Thursday,

On Friday,


Jane and Tom: On Monday, we were

On Tuesday, we were

On Wednesday,

On Thursday,


On Friday,



Who isn't telling the truth?

Unit 8

Extension worksheet 1



Play and write.

On Monday, it was hot. My coat was / were blue.

On Tuesday, it was snowing. My scarf was / were red.

On Wednesday, it was My was / were green.

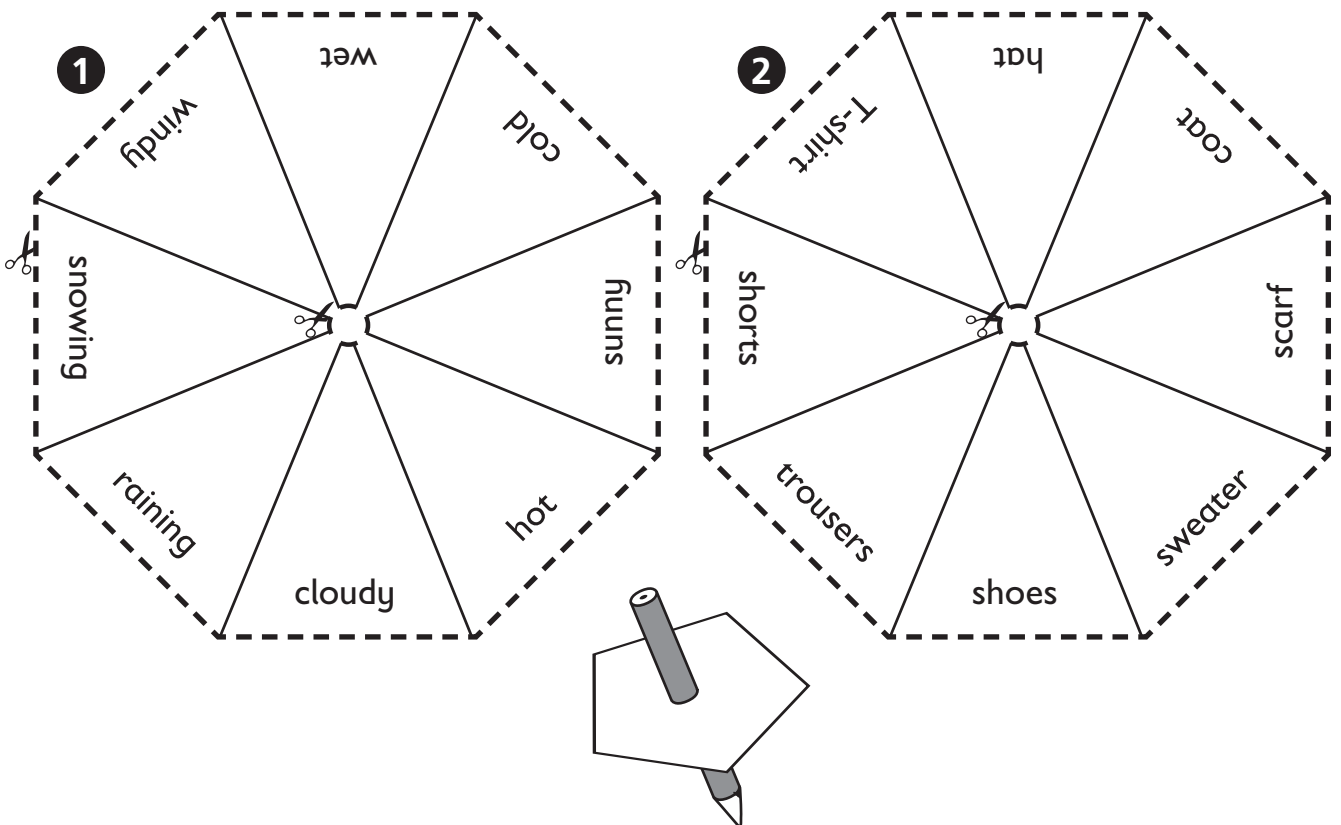
On Thursday, yellow.

On Friday, purple.

On Saturday, orange.

On Sunday, black.

!
✓

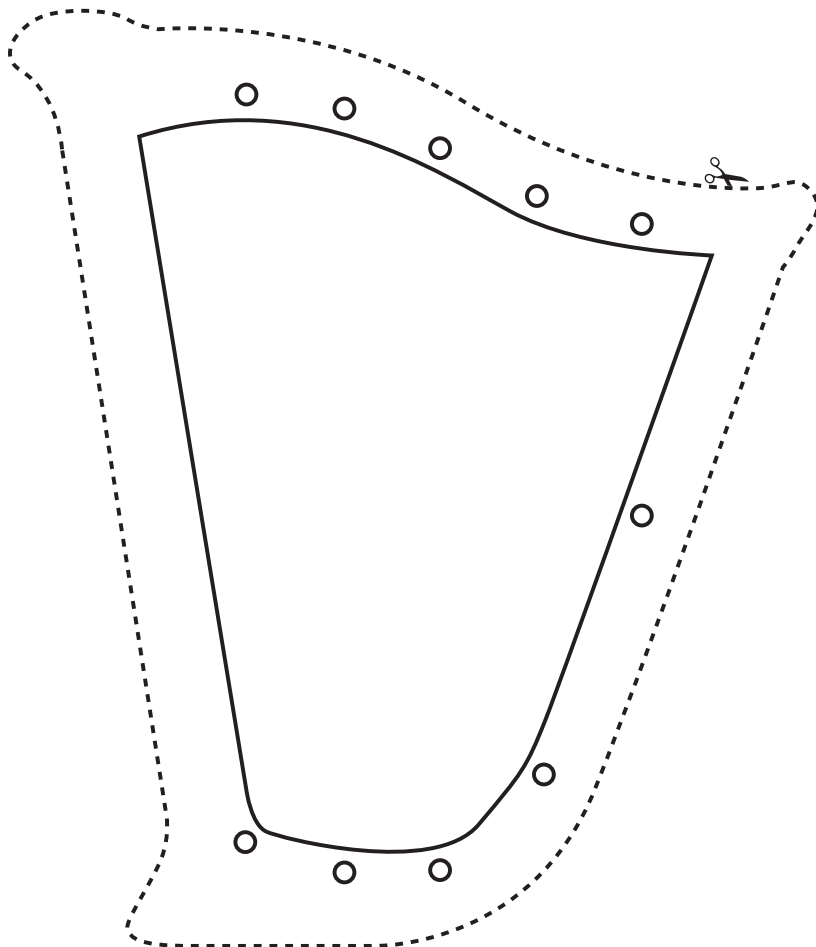


Read and make.



The harp is a string instrument. The person who plays a harp is called a harper or a harpist.

My harp



A harp looks like a big triangle. Some harps are small, but some are very big. A harp can weigh 36 kilograms and it can be 1.8 metres tall. Are you bigger or smaller than a big harp?

Harpes are important in Wales and Ireland. Can you see Wales and Ireland on the map? The music from Wales and Ireland is called Celtic music.

In Ireland, the harp is on some flags and on the one euro coin. Try to find a euro coin from Ireland to show to your teacher and friends.