

# presentation PLUS

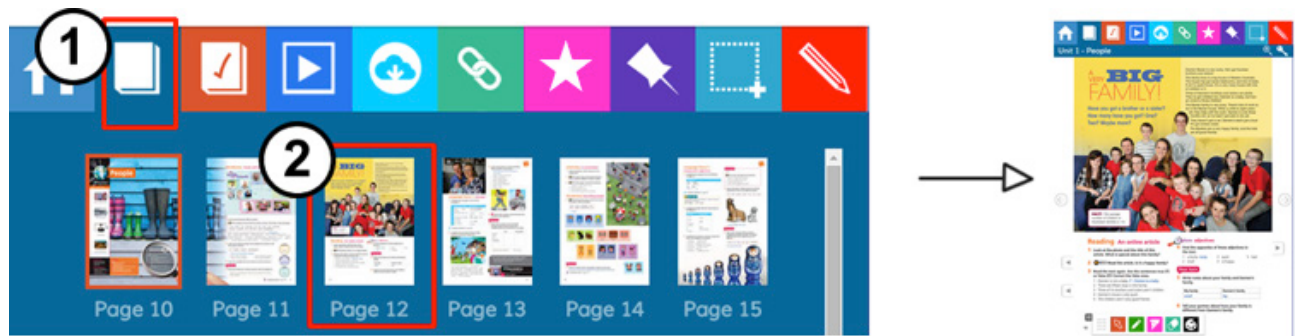
## Help Guide

### I. Coursebook content

#### I.1 Unit selection



#### I.2 Page selection



# 1.3 Interactive exercises and audio

Amazing people

1 AMAZING PEOPLE

**LISTENING**

1 **C1B12** Listen to some people playing a game called Mystery Guest. How many people are playing?

2 **C1B13** Listen again. For each question there are three pictures. Choose the correct picture and put a tick (✓) in the box below it.

1 What does Will's mystery guest do?

A  B  C

2 Where is Will's mystery guest from?

A  B  C

3 **C1B14** Work in pairs. Answer the questions. Then listen again and check.

1 Who is Will's mystery guest?  
2 What adjectives does Will use to describe him?  
3 Who is Kiki's mystery guest?  
4 What adjectives does Kiki use to describe her?

4 **SPAKING** Work in pairs. Play Mystery Guest.

*Ladies and gentlemen, my guest is ...*

*He/She has won / played / recorded / helped ...*

**THINK SELF-ESTEEM**

Personal qualities

1 A **cinquin** is a short, five-line poem. Read the cinquin and complete the rules with the words in the list.

Listen and choose.

1 What does Will's mystery guest do?

2 Where is Will's mystery guest from?

3 Who does Will think Kiki's mystery guest is?

4 What does Kiki's mystery guest do?

Check Try again See answers

Amazing people

1 AMAZING PEOPLE

**LISTENING**

1 **C1B12** Listen to some people playing a game called Mystery Guest. How many people are playing?

2 **C1B13** Listen again. For each question there are three pictures. Choose the correct picture and put a tick (✓) in the box below it.

1 What does Will's mystery guest do?

A  B  C

2 Where is Will's mystery guest from?

A  B  C

3 **C1B14** Work in pairs. Answer the questions. Then listen again and check.

1 Who is Will's mystery guest?  
2 What adjectives does Will use to describe him?  
3 Who is Kiki's mystery guest?  
4 What adjectives does Kiki use to describe her?

4 **SPAKING** Work in pairs. Play Mystery Guest.

*Ladies and gentlemen, my guest is ...*

*He/She has won / played / recorded / helped ...*

**THINK SELF-ESTEEM**

Personal qualities

1 A **cinquin** is a short, five-line poem. Read the

00:00 00:00

Show transcript

# 1.4 Answer keys (For teachers)



1 AMAZING PEOPLE

## GRAMMAR

### Present perfect vs. past simple



1 Look back at the review on page 16. Which questions can you answer with a specific point in time? Then complete the rules with **present perfect** or **past simple**.

- 1 When did Daniel write his first book?
- 2 When did he sign a £60,000 contract?
- 3 When did Samantha start piano lessons?
- 4 When did she play with orchestras?

**RULE:** When we talk about a specific point in time in the past, we use the past simple.  
When we don't refer to a specific point in time, we often use the present perfect.

2 Complete the pairs of sentences. Use the past simple and the present perfect of the verbs.

- 0 visit
  - a I have visited Turkey more than 20 times.
  - b I first visited Turkey in 1998.
- 1 win
  - a He has already won three gold medals, and he hopes to win more.
  - b He won a gold medal in the 2012 Olympics.
- 2 meet
  - a My mum has met a lot of interesting people in her life.
  - b My mum met Prince Harry ten years ago.
- 3 do
  - a Mum, I have done my homework. Can I go out?
  - b I did all the things on my to-do list before lunch!
- 4 record
  - a They recorded their last album two years ago.

## VOCABULARY

### Collocations

1 Circle all the correct answers.

- 1 Which of these can you sign?  
a a contract    b an autograph    c a lesson
- 2 Which of these things can you write?  
a a novel    b a party    c a song
- 3 Which of these things can you do?  
a a good time    b a degree    c something
- 4 Which of these things can you win?  
a a prize    b a competition    c an exhibition
- 5 Which of these can you make?  
a friends    b a cake    c homework
- 6 Which of these can you miss?  
a a future    b your family    c the bus

2 What verbs can go before the six words you didn't circle in Exercise 1? Write at least one verb for each word.

3 **SPKING** Talk to other people in the class. Ask and answer questions and complete the table.

Have you ever ...? What happened?

What was the poem about?

Who did you ask?

What did you win?

Find someone who has ...	Who?	Details
asked someone for an autograph.		
written a poem.		
had an interview.		

Circle all the correct answers.

- 1 Which of these can you sign?  
a a contract    b an autograph    c a lesson
- 2 Which of these things can you write?  
a a novel    b a party    c a song
- 3 Which of these things can you do?  
a a good time    b a degree    c something
- 4 Which of these things can you win?  
a a prize    b a competition    c an exhibition
- 5 Which of these can you make?  
a friends    b a cake    c homework
- 6 Which of these can you miss?  
a a future    b your family    c the bus

Amazing people

Circle all the correct answers. 2

- Which of these can you sign?  
a a contract    b an autograph    c a lesson
- Which of these things can you write?  
a a novel    b a party    c a song
- Which of these things can you do?  
a a good time    b a degree    c something
- Which of these things can you win?  
a a prize    b a competition    c an exhibition
- Which of these can you make?  
a friends    b a cake    c homework
- Which of these can you miss?  
a a future    b your family    c the bus

2 What verbs can go before the six words you didn't circle in Exercise 1? Write at least one verb for each word.

## 2. Resources

### 2.1 Print resources

Resources

Help Guide



presentation PLUS


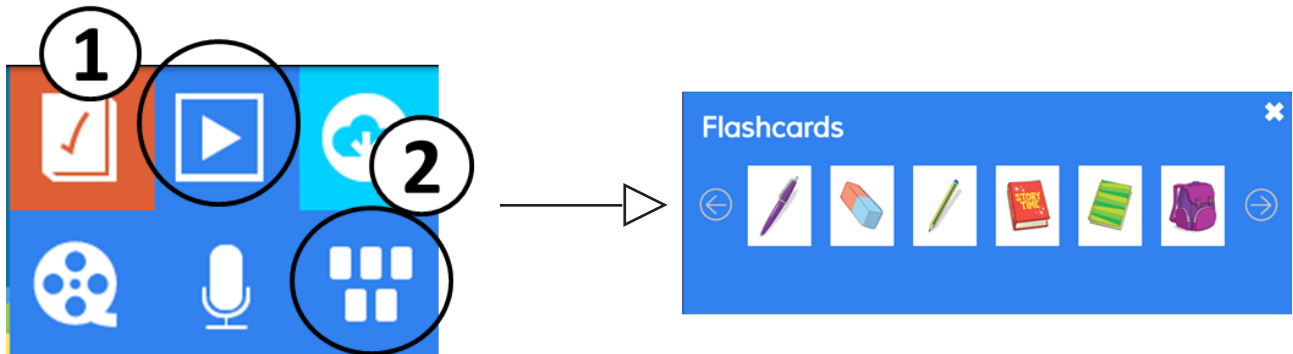
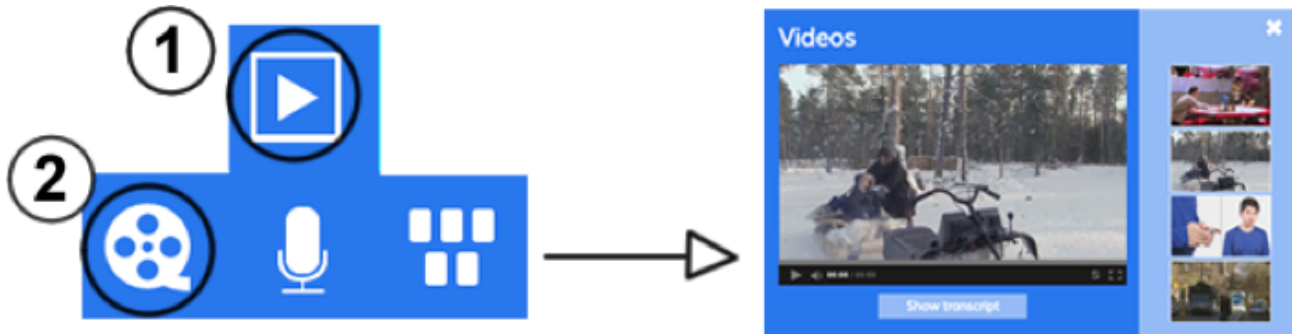
Help Guide

I. Coursebook content

1.1 USE selection

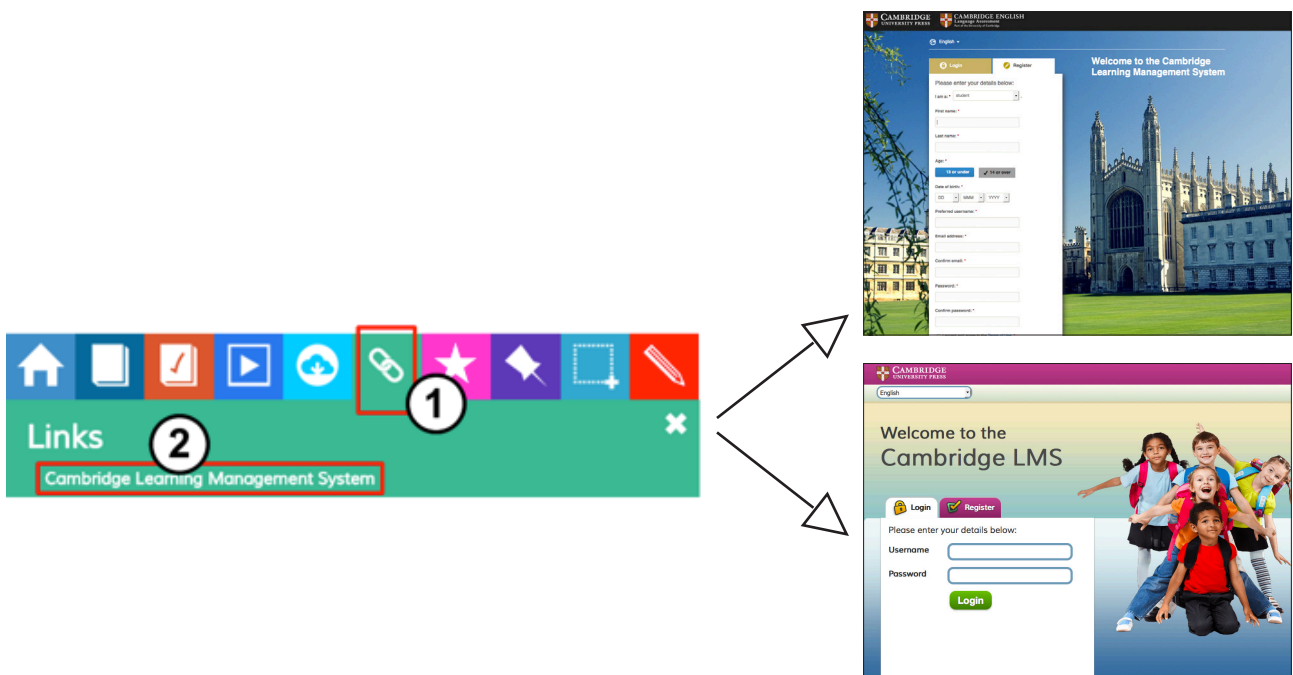
1.2 Page selection

## 2.2 Media library



## 3. Online activities

Presentation Plus has a link to the Cambridge LMS.



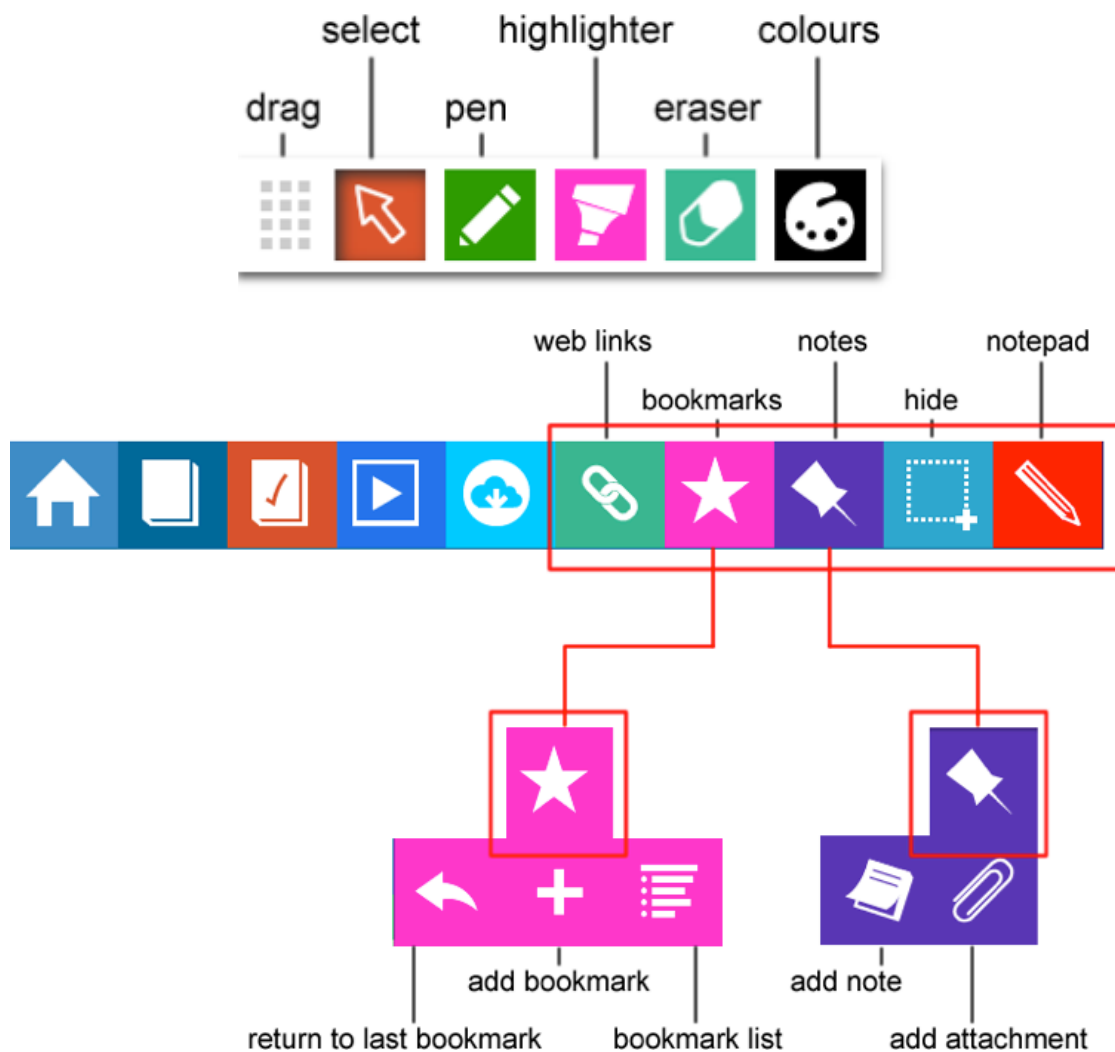


In the LMS there are extra activities and resources for students and teachers. For teachers only, there is a free training course about using technology. To access the LMS, you need an internet connection and you have to register. You will receive further instructions when you register.



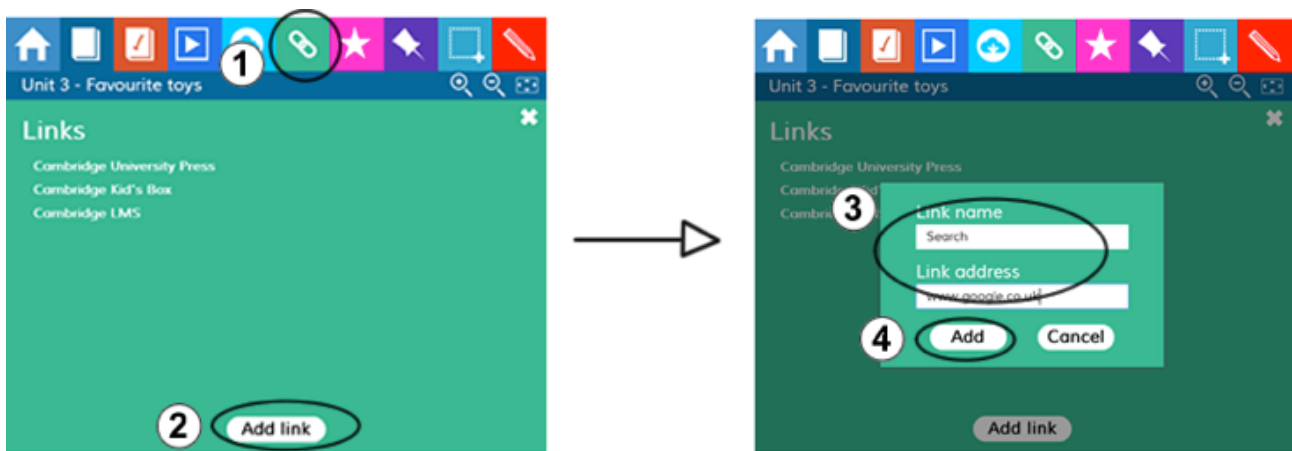
## 4. Tools

### 4.1 Tools overview

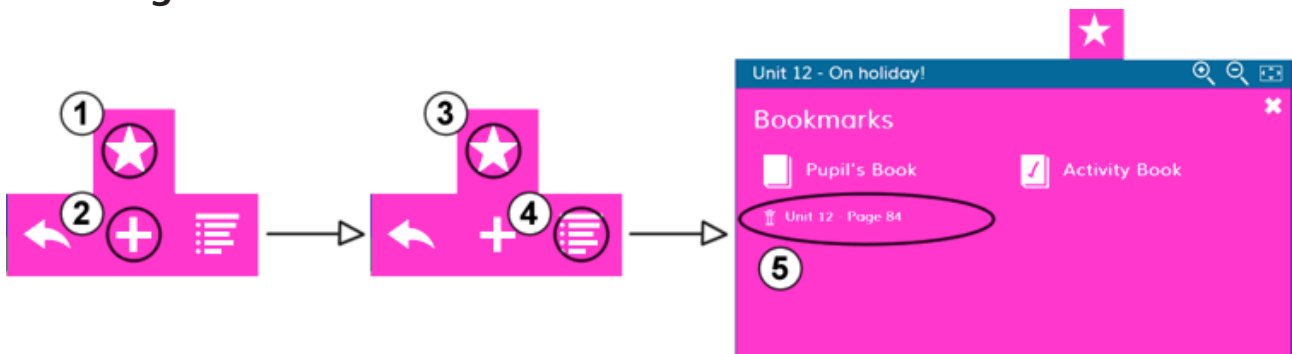




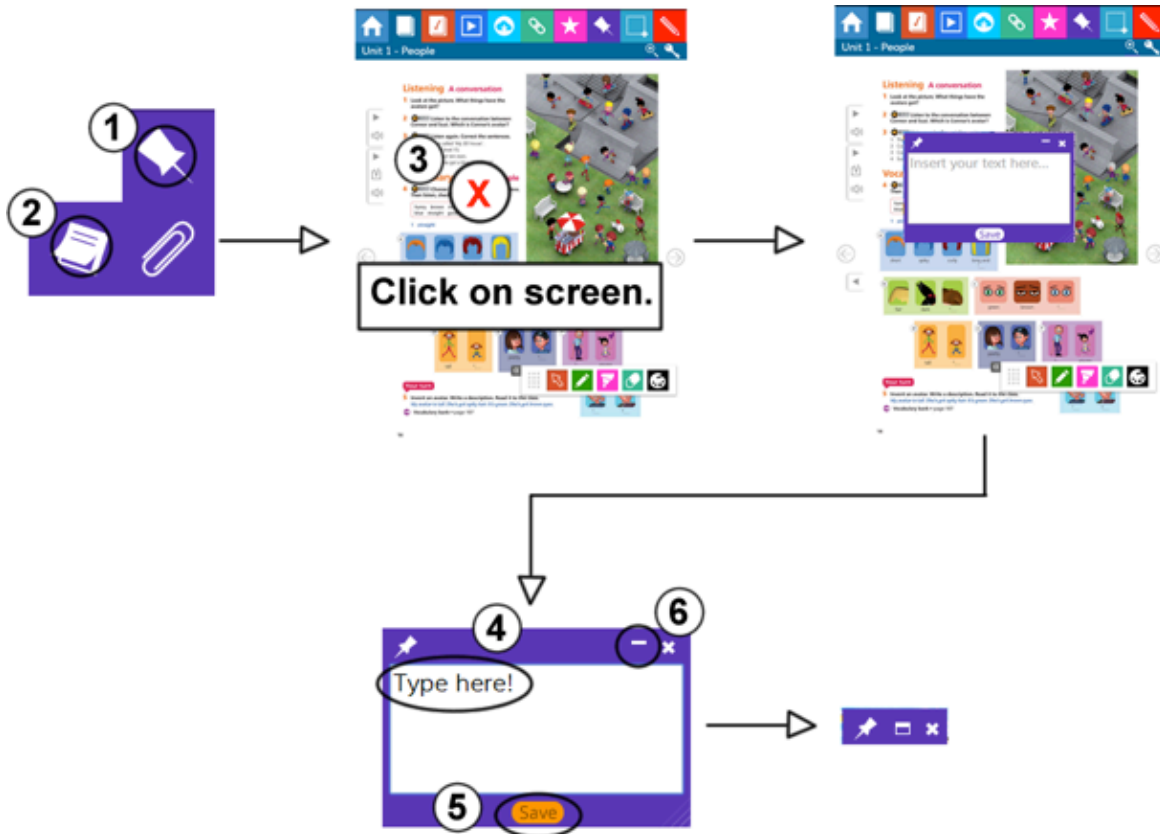
## 4.2 Adding web links



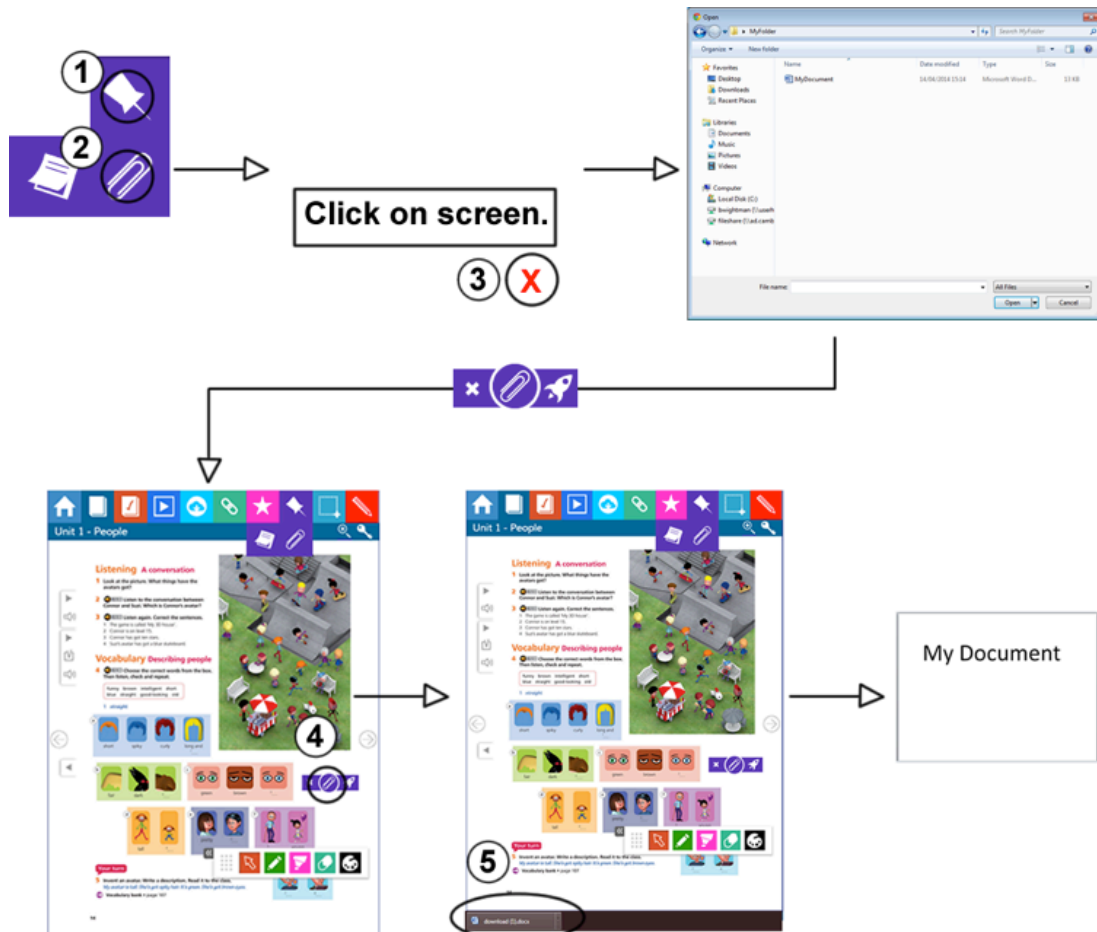
## 4.3 Using bookmarks



## 4.4 Adding not



## 4.5 Adding attachments (not available on tablet devices)

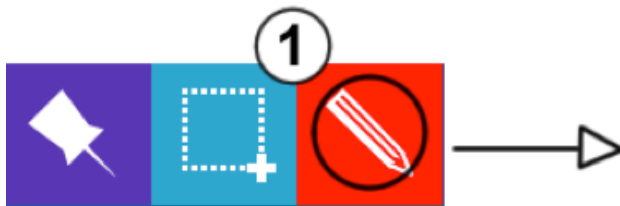




## 4.6 Hiding and revealing



## 4.7 Opening the notepad



For technical support enquiries please contact [lms.support@cambridge.org](mailto:lms.support@cambridge.org)